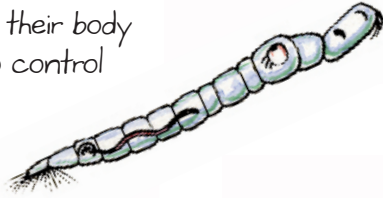
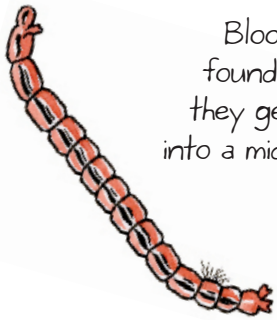


Long, thin and almost transparent with a black dot at either end of their body (air sacs used to control movement).



Phantom Midge Larva
Chaoborus sp.




Blood red worm usually found in the mud. When they get near to hatching into a midge they lose their bright colour.



Bloodworm Midge Larva
Chironomus sp.

Those small orange dots that look like they are jumping around are water fleas!



Water Flea
Daphnia sp.

Mosquito life cycle



Eggs

Often found on the surface sticking its tail out of the water to breathe.
Has a side to side movement.



Mosquito Larva
Culex sp.



Shaped like a comma, often found just below the surface of the water using the breathing trumpets on its head.




Adult



Mosquito Pupa
Culex sp.

Quite small and light green in colour. Watch how they move, it is a little bit like a caterpillar.



Leech
Glossiphonia complanata

Checklist of Pond Creatures

Name:.....

Date:.....

Wetland & Wetlands Trust registered charity in England & Wales, no. 1030884 and Scotland, no. SC039410 cover image by Nicholas Cottrell NCO409



Slimbridge
Wetland Centre

Fast bugs, that have a jerky movement. Their front legs look like 2 oars rowing through the water.



Water Boatman
Corixa sp.



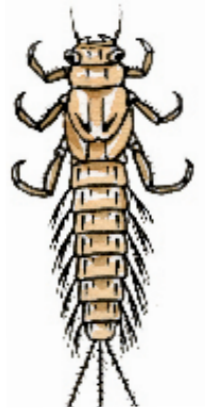
The woodlouse of the water! Generally crawls along the bottom and is easy to identify with its 14 legs.




Water Slater
Asellus sp.



Long thin body with 6 legs and 3 tails. Look closely and you will see the gills down the side of the body moving.




Mayfly Nymph
Baetis sp.



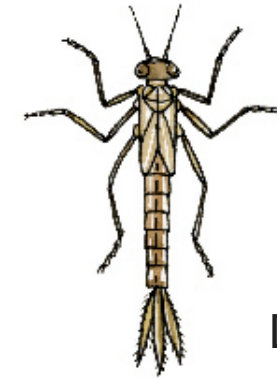
Oval in shape with a smooth movement through the water. They may have a silver lining which is actually air bubbles trapped in hairs used for breathing.

Great Diving Beetle
Dytiscus marginalis



Light green to orange in colour. Swims on its side but when it stops it curls its tail under to give the classic shrimp shape.

Freshwater Shrimp
Gammarus pulex



Long and thin with 6 legs and 3 tail like gills. It has a sideways swaying movement.

Damselfly Nymph
Sialidae sp.



Long and thin with 6 legs and 2 tails. Like the adults they are ferocious carnivores and can bite through human skin!



Great Diving Beetle Larva
Dytiscus marginalis




Very flat and dark in colour. Looks like a line of mud moving!



Flatworm
Dugesia sp.



Flat spiral shell that is often mistaken for a stone. Can be very small in size.



Ramshorn Snail
Planorbis sp.

