

Make a mini pond

Building a pond is one of the very best things you can do to help wildlife.

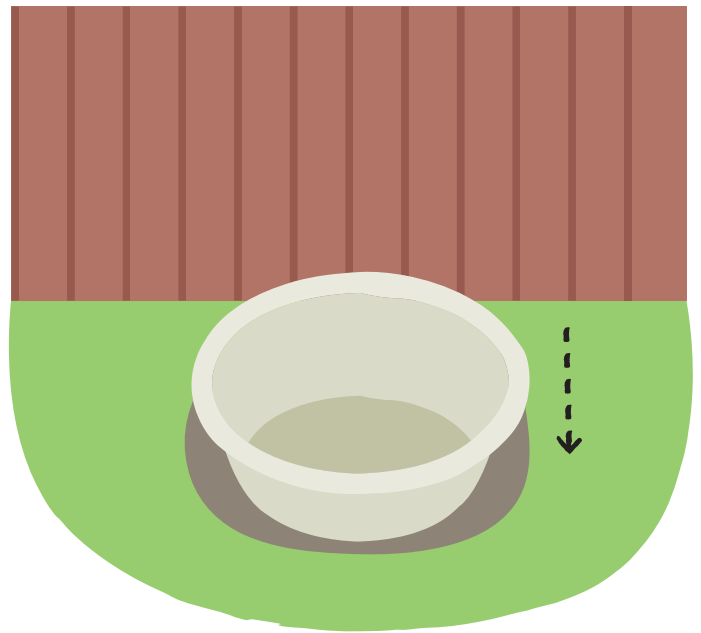
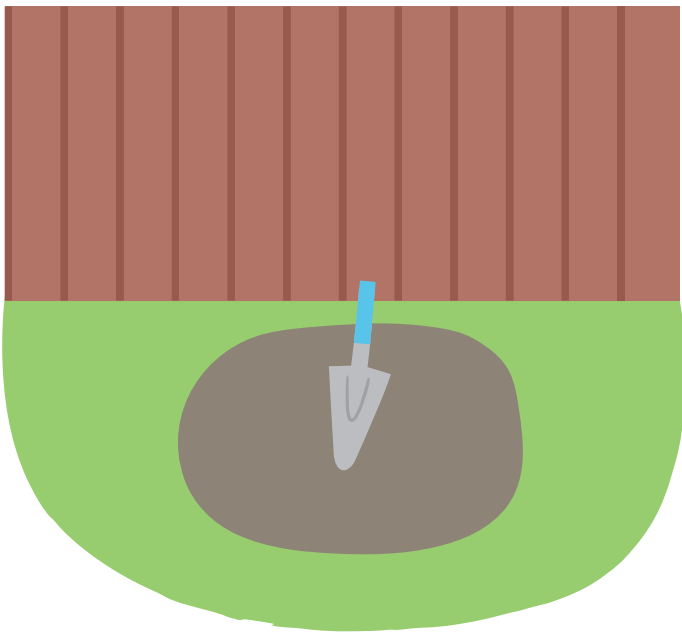
They provide homes for frogs, toads, newts and a whole range of other creatures, as well as providing drinking water for your local wildlife.

This mini pond is suitable for a small garden, backyard or even a balcony. This activity is the perfect complement to our make your own **Frog and Toad Hall** activity sheet.

You will need:

- A washing up bowl (or any other similar sized watertight container)
- Small stones or gravel
- Pebbles, rocks or twigs (to act as stepping stones)

What to do:





- 1** Find a suitable space for your mini pond. It should get plenty of light, but not be in direct sunlight all day.

Avoid placing the pond under a tree, as it will fill up with leaves.

- 2** Place your container in your chosen location. If it's going in a garden you can dig a hole just bigger than the container, lower the container in and then fill any gaps around the edges with soil.

It can sit on top of a hard surface, if that's all you have.



3 Put a layer of clean gravel or small stones in the bottom. Put yourself in the place of a creature such as a frog that might live in the pond or a creature such as a hedgehog that might fall in. How will you get out? Make stepping stones from pebbles, rocks or twigs so that creatures can easily get in and out. This is really important. You don't want animals getting stuck in your pond!

4 Fill up your pond with rainwater if you have any (water from a water butt is ideal). If you don't have rainwater, you can use tap water but it may need to stand for a day or two before animals will start using it. If you can get hold of some, you could add some pond weed, but this isn't essential.

Well-done. You have helped your local wildlife! Admire your handiwork and watch over the next few weeks to see which creatures come to use your new pond. You should get some pond minibeasts and if you're lucky you might even get frogs or newts (toads tend to prefer larger ponds). Why not make a frog and toad hall to encourage frogs and toads into the area?

Connecting with nature

- What do you think the animals will like best about your new pond?
- Which creature would you most like to attract to your pond? Why?
- How does sitting next to your pond make you feel?
- You could print out a notes and sketches page here and write what you thought and felt for your folder.

Share the fun

We would love to see a photo of your handiwork and would love to hear about any wildlife you managed to encourage. You could also share your photos with family and friends.



@WWTWorldwide

Let's get everyone building homes for nature!