

# Make your own binoculars

Want to watch the birds in your garden? Then why not make your very own pair of binoculars?

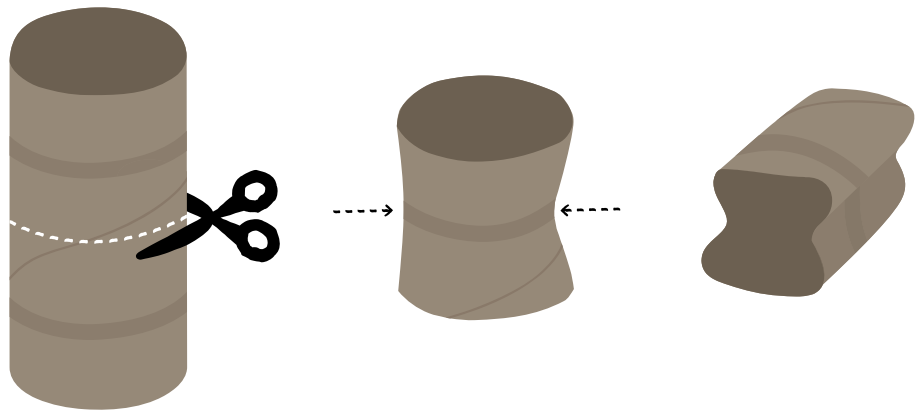
Unlike real binoculars, these won't make the birds look any bigger but they will help you to focus on individual birds and look at them more carefully. This is all part of the joy that birdwatching can bring as you tune into the peace and beauty of the natural world.

## You will need:

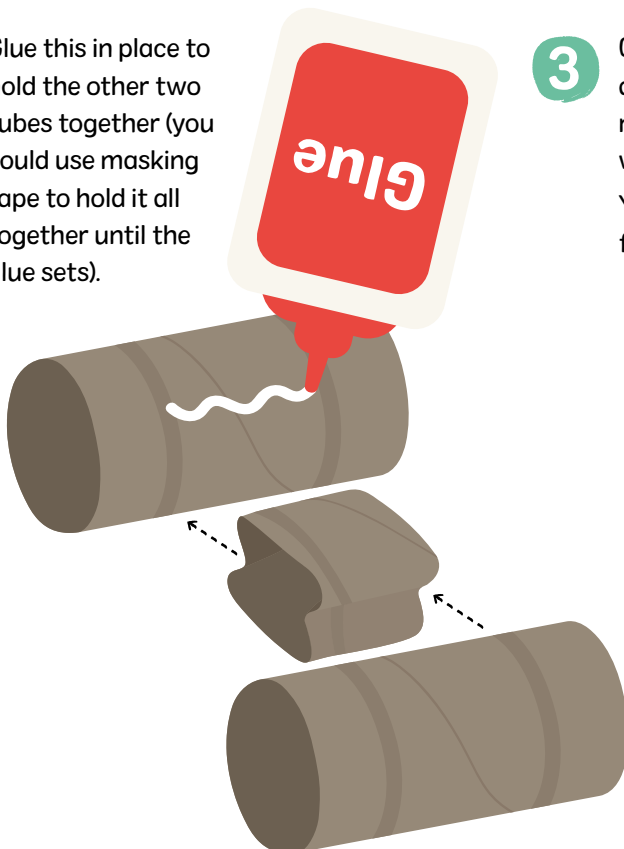
- 3 x toilet roll tubes
- Glue
- Ribbon or string
- Paint and brushes or felt tip pens
- Masking tape (optional)
- Split pins (optional)

## What to do:

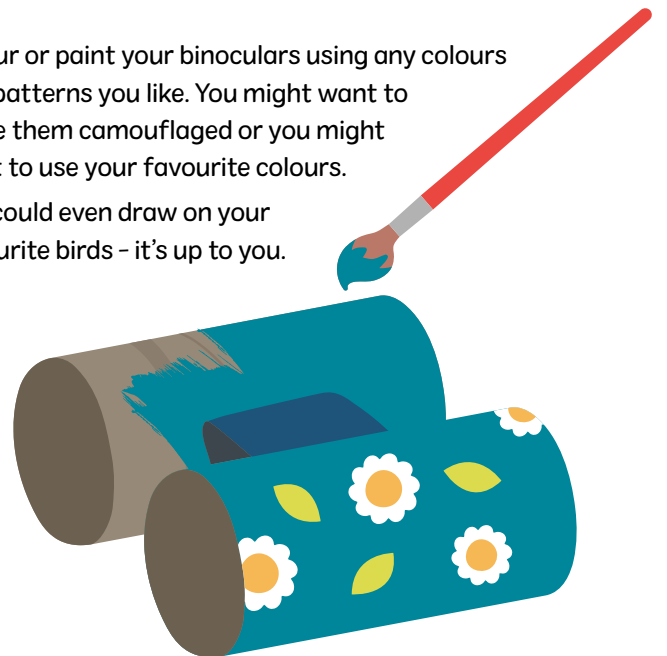
- 1** Cut one of the tubes in half. Take one of the halves. Squeeze this between your fingers to make a sand timer shape. This is going to form the part that holds the other two tubes together.



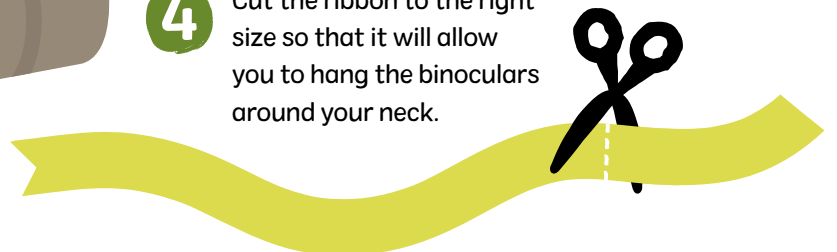
- 2** Glue this in place to hold the other two tubes together (you could use masking tape to hold it all together until the glue sets).



- 3** Colour or paint your binoculars using any colours and patterns you like. You might want to make them camouflaged or you might want to use your favourite colours. You could even draw on your favourite birds - it's up to you.




- 4** Cut the ribbon to the right size so that it will allow you to hang the binoculars around your neck.




- 5** Poke a hole in the outside of each tube 2cm down from the end where you'll place your eyes.

**Either:**

- Insert a split pin through each hole (and the ribbon) to attach each end of the ribbon
- Poke through each end of the ribbon or string and tie off.



**Your finished binoculars!**



**Connecting with nature**

- What was your favourite bird you saw? Why?
- How did watching the birds make you feel?
- You could also write a story about the birds – what type of personality might they have? Where might they have come from? What adventures might they have had?
- Why not draw a picture of the favourite things you saw?

**Share the fun**

We'd love to see photos of your binoculars in action.

You could also share your photos with family and friends to encourage them to build their own binoculars. I'm sure they'd enjoy watching the birds as much as you.

**Let's get everyone birdwatching!**

Please feel free to share on [@wwtworldwide](#) or on your nearest **WWT** centre's social media

